

Homework 4 Solutions

Assignment

Chapter 15: 2, 6, 20, 31, 43

Chapter 16: 9, 20, 47

Chapter 15

15.2] Travel. The given information:

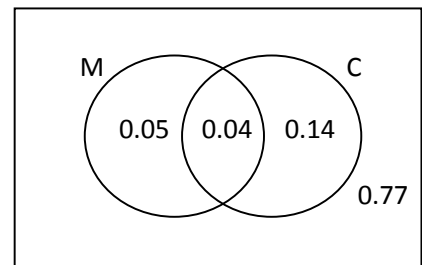
Let M = event that a U.S. resident has traveled to Mexico

Let C = event that a U.S. resident has traveled to Canada

$$P(M) = 0.09$$

$$P(C) = 0.18$$

$$P(M \text{ and } C) = 0.04$$



A Venn diagram is useful here.

- (a) $P(C \text{ but not } M) = 0.14$. There's a 14% chance that a US resident has traveled to Canada but not Mexico.
- (b) $P(C \text{ or } M) = P(C) + P(M) - P(C \text{ and } M) = 0.18 + 0.09 - 0.04 = 0.23$.
Or, add the circular sections of the Venn diagram to get $0.05 + 0.04 + 0.14 = 0.23$.
There's a 23% chance that a U.S. resident has traveled to Canada or Mexico.
- (c) $P(\text{neither } C \text{ or } M) = 1 - P(C \text{ or } M) = 1 - 0.23 = 0.77$
There's a 77% chance that a randomly selected resident has traveled to neither Canada nor Mexico.

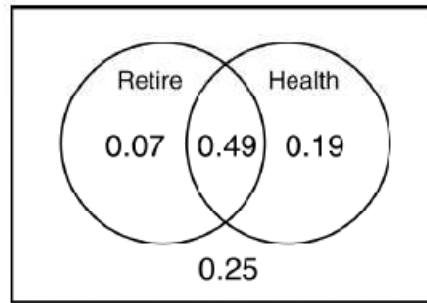
15.6] Birth Order.

- (a) $P(\text{Human Ecology}) = \frac{43}{223} = 0.1928$. The probability that a student is in Human Ecology is 0.1928.
- (b) $P(\text{first-born}) = \frac{113}{223} = 0.5067$. The probability that a student is a first born is 0.5067.
- (c) $P(\text{first-born and Ecology}) = \frac{15}{223} = 0.0673$. The probability that a student is a first-born and Ecology student is 0.0673.
- (d)
$$\begin{aligned} P(\text{first-born or Ecology}) &= P(\text{first-born}) + P(\text{Ecology}) - P(\text{first-born and Ecology}) \\ &= 0.5067 + 0.1928 - 0.0673 \\ &= 0.6322 \end{aligned}$$

The probability that a student is a first-born or Ecology student is 0.6322.

15.20] Benefits. A Venn diagram can help us here.

Let R = Retirement plan
Let H = Health Insurance



(a) $P(\text{not } R \text{ and not } H) = 0.25$

Using probability rules:

$$\begin{aligned} P(\text{not } R \text{ and not } H) &= 1 - P(R \text{ or } H) \\ &= 1 - [P(R) + P(H) + P(R \text{ and } H)] \\ &= 1 - [0.56 + 0.68 - 0.49] \\ &= 0.25 \end{aligned}$$

There is a 25% probability that he has neither a retirement plan nor employer sponsored health insurance.

(b) $P(H|R) = \frac{P(H \text{ and } R)}{P(R)} = \frac{0.49}{0.56} = 0.875$. The probability of health insurance given he has a retirement plan is 0.875.

(c) No, they are not independent, because

$$\begin{aligned} P(H \text{ and } R) &\stackrel{?}{\neq} P(H)P(R) \\ 0.49 &\stackrel{?}{\neq} 0.68(0.56) \\ 0.49 &\neq 0.3808 \end{aligned}$$

(d) They are not mutually exclusive, because there is some overlap between the two events. There are cases with both R and H.

15.31] Montana. Party affiliation is not independent of sex. To see this, let D represent Democrats, and M represent males.

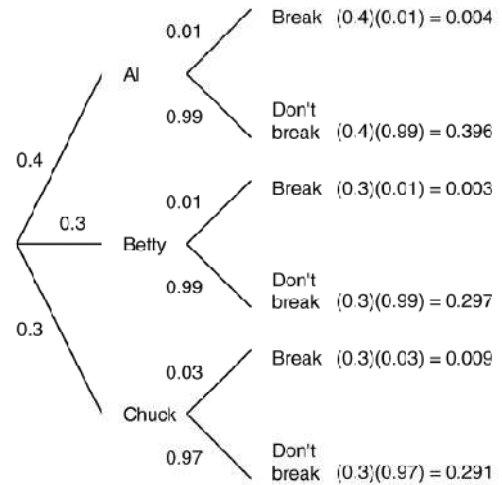
$$\text{Now } P(D) = \frac{84}{202} = 0.4158 \text{ and } P(D|M) = \frac{P(D \text{ and } M)}{P(M)} = \frac{36}{105} = 0.3429$$

Since $P(D|M) \neq P(D)$, these events are not independent.

15.43] Dishwashers. A tree diagram can help us here.

$$\begin{aligned}
 P(\text{Chuck}|\text{Break}) &= \frac{P(\text{Chuck and Break})}{P(\text{Break})} \\
 &= \frac{(0.3)(0.01)}{(0.4)(0.01)+(0.3)(0.01)+(0.3)(0.03)} \\
 &= \frac{0.003}{0.004+0.003+0.009} \\
 &= \frac{0.003}{0.016} = 0.1875
 \end{aligned}$$

If we hear a dish break, there's a 18.75% chance that Chuck is working.



Chapter 16

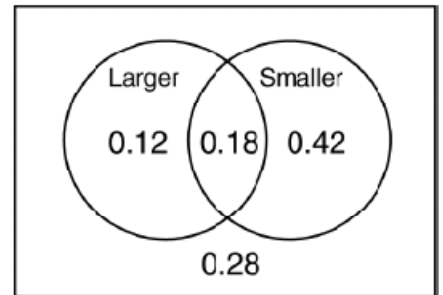
16.9] Software. The given information is:

Large Contract: \$50,000 profit 30% chance
 Small Contract: \$20,000 profit 60% chance

Both Contracts: \$70,000 profit $(0.30)(0.60) = 18\%$ chance

Let X be the profit. The distribution of X can be tabulated as

X	50,000	20,000	70,000	0
$P(X)$	0.12	0.42	0.18	0.28



$$E[X] = \sum_{i=1}^n X_i P(X_i) = 50000(0.12) + 20000(0.42) + 70000(0.18) + 0(0.28) = \$27,000$$

We'd expect an average profit of \$27,000 .

16.20] Insurance. We have the following information:

Costs \$100

Major Injury: Pays \$10,000, Probability of 1/2000

Minor Injury: Pays \$3,000, Probability of 1/500

Let X be the profit.

(a) We can make a table for the probability model.

X	100	-9,900	-2900
$P(X)$	0.9975	0.0005	0.002

(b) The company's expected profit is \$89.

$$E[X] = \sum_{i=1}^n X_i P(X_i) = 100(0.9975) - 9900(0.0005) - 2900(0.002) = \$89.$$

(c) The standard deviation is \$260.54.

$$\begin{aligned} \sigma &= \sqrt{\sum_{i=1}^n (X_i - \mu)^2 P(X_i)} \\ &= \sqrt{(100 - 89)^2(0.9975) + (-9900 - 89)^2(0.0005) + (-2900 - 89)^2(0.002)} \\ &= \sqrt{120.6975 + 49890.0605 + 17868.242} \\ &= \sqrt{67879} \\ &= 260.536 \end{aligned}$$

16.47] Coffee and Doughnuts. This problem is not graded, as I haven't covered that material during our lecture.

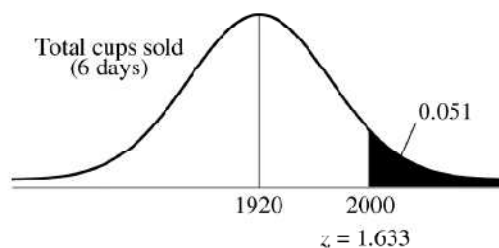
a)

$$\mu = E(\text{cups sold in 6 days}) = 6(E(\text{cups sold in 1 day})) = 6(320) = 1920 \text{ cups}$$

$$\sigma = SD(\text{cups sold in 6 days}) = \sqrt{6(\text{Var}(\text{cups sold in 1 day}))} = \sqrt{6(20)^2} \approx 48.99 \text{ cups}$$

The distribution of total coffee sales for 6 days has distribution $N(1920, 48.99)$.

$$\begin{aligned} z &= \frac{x - \mu}{\sigma} \\ z &= \frac{2000 - 1920}{48.99} \\ z &= 1.633 \end{aligned}$$



According to the Normal model, the probability that he will sell more than 2000 cups of coffee in a week is approximately 0.051.

b) Let C = the number of cups of coffee sold. Let D = the number of doughnuts sold.

$$\mu = E(50C + 40D) = 0.50(E(C)) + 0.40(E(D)) = 0.50(320) + 0.40(150) = \$220$$

$$\sigma = SD(0.50C + 0.40D) = \sqrt{0.50^2(Var(C)) + 0.40^2(Var(D))} = \sqrt{0.50^2(20^2) + 0.40^2(12^2)} \approx \$11.09$$

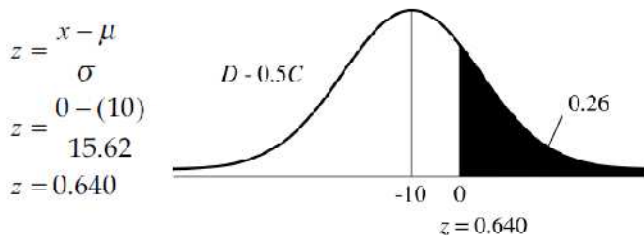
The day's profit can be modeled by $N(220, 11.09)$. A day's profit of \$300 is over 7 standard deviations above the mean. This is extremely unlikely. It would not be reasonable for the shop owner to expect the day's profit to exceed \$300.

c) Consider the difference $D - 0.5C$. When this difference is greater than zero, the number of doughnuts sold is greater than half the number of cups of coffee sold.

$$\mu = E(D - 0.5C) = (E(D)) - 0.5(E(C)) = 150 + 0.5(320) = -\$10$$

$$\sigma = SD(D - 0.5C) = \sqrt{(Var(D)) + 0.5^2(Var(C))} = \sqrt{(12^2) + 0.5^2(20^2)} \approx \$15.62$$

The difference $D - 0.5C$ can be modeled by $N(-10, 15.62)$.



According to the Normal model, the probability that the shop owner will sell a doughnut to more than half of the coffee customers is approximately 0.26.